

CURVE

platinum  
STAIRLIFTS

Custom Built Comfort



[www.platinumstairlifts.com](http://www.platinumstairlifts.com)



# CURVE

## FEATURES

- Fully adjustable ERGO chair as standard
- Ultra thin, high strength, twin tube steel rail
- Quiet and smooth ride quality
- Ergonomically shaped joystick control
- Can fit on staircases as narrow as 660mm
- Tight internal bend on a 200mm radius
- Digital diagnostic display in arm
- Remote controls
- Retractable reel seat belt
- Suitable for users up to 120kg (19st)

## OPTIONS

- Powered swivel option (not available on HD model)
- Powered footrest option
- Lever linked footplate option
- Foot cover option
- RF remote control
- HD model for users up to 160kg (25st)
- ERGO Space seat for narrow staircases, saves up to 60mm with a standard ERGO seat pad or 85mm with an ERGO Plus seat pad.



Ergonomic Joystick




Chair Swivel



Adjustable Seat Back



Digital Diagnostics Display



ERGO Seat Pad



# Custom built comfort

The Platinum Curve is hand built in the UK, to the exact measurements of your staircase, with the carriage being fully adjustable to your size and body shape.

Twists, turns and corners are no problem for your Curve, as the rail is tailor made to your individual staircase. With the Platinum Curve, you get a smooth, safe, comfortable ride and the freedom of your house once again.

In addition, the Curve's compact design and floor-mounted rail means it takes up as little space as possible and does not affect your home's decor.

For curved staircases, there is no better option than the Platinum Curve.



Curve with ERGO  
Space seat and  
ERGO Plus pad.





# CURVE

Reduce a whole staircase down to five simple steps



1

Lower the arms and the seat pad, put the footplate down and your Curve stairlift is ready to use. The digital diagnostic screen will display 'Platinum' meaning you are ready to go.





2

Your Curve chair will be fully adjusted to your size and shape at installation, so all you need to do is strap yourself in, sit back, relax and enjoy the ride!




3

To operate your Platinum Curve stairlift, simply use the ergonomic joystick in the arm and lightly press in the direction you wish to travel.



4

At the top of the stairs, use the side-mounted swivel lever (or optional powered swivel), to turn the chair and safely step out onto the landing.




5

When not in use, your Curve stairlift can be folded and parked on the stairs, leaving clear access for other family members.



# ERGO & ERGOHD

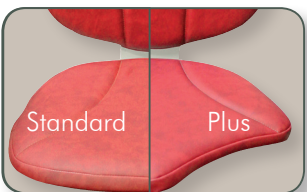
The Platinum ERGO seat is one of the most advanced stairlift seats available. Fully adjustable to the size and shape of the user, the ERGO comes as standard on the Platinum Curve. The ERGO HD model features an increased weight capacity, which can accommodate users up to 160kg (25st), without sacrificing the looks of the standard ERGO seat.



**Ergonomic Joystick**  
Total control at your fingertips.



**Security Lock**  
Prevent unauthorised use of the lift.



**ERGO Seat Pad**  
Short or tall, ERGO fits all.



**Adjustable Seat Back**  
Allows for horizontal adjustment of the seat back. Combined with the multi-position seat pad, the ERGO offers multiple configuration options.



**Digital Arm Display**  
Easy to read, real-time diagnostics.



**Retractable Safety Belt**  
Additional safety when lift is in operation.



**Lever Linked Footrest**  
Open and close with ease. Powered option also available.



**Safety Edge**  
Senses obstructions and brings the chair to a stop.

ERGO  
up to  
120kg  
(19st)



ERGO HD  
up to  
160kg  
(25st)






# ERGOSPACE

The compact ERGO Space seat is designed for Platinum Curve stairlifts which are required to be installed on narrow staircases, where space is at a premium.

The ERGO Space seat wraps around the user's body, positioning the back 60mm closer to the wall than on the regular ERGO seat. In addition, the Space backrest is shorter than the standard ERGO seat, eliminating any clash with the user's shoulder blades.



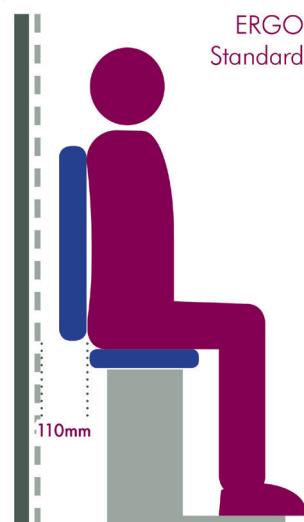
Weight  
Limit  
120kg  
(19st)



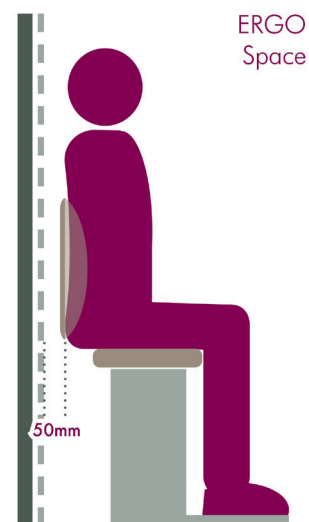
## ERGOPLUS PAD

In some situations, a user with short legs may find it difficult to flex the knee over the edge of the chair, resulting in the leg being unable to reach the footplate.

The specially designed ERGO Plus pad features a contoured edge, allowing the user's upper legs to angle down and their feet to rest on the footplate. Adopting this more natural and secure seating position can save 25mm. The Plus pad is available on the ERGO, ERGO HD and ERGO Space.



ERGO  
Standard




ERGO  
Space



ERGO  
Standard  
Pad



ERGO  
Plus  
Pad







# CURVE

ERGO Colour Options



Available on ERGO & ERGO HD.

